

Veteran Landscape by Local Government Area (LGA)

Report updated: 17-07-2023
Discrepancies may occur due to cohort sizes

Hubs & ESOs

Gender

Age Groups

DVA Clients

DVA Top 10s

Region

- Central West
- Far West
- Illawarra
- Mid North Coast
- Murray
- Newcastle and Hunter
- North Western
- Northern
- Other
- Richmond-Tweed
- Riverina
- South East
- Sydney Metropolitan
- Sydney Surrounds

LGA

- Kiama
- Shellharbour
- Shoalhaven
- Wingecarribee
- Wollongong

LGA	Previous ADF	Serving ADF Regular	Serving ADF Reserves	Current/Proposed C'wlth Veteran Hub	Current/Proposed ESO Veteran Hub	RSL Sub-Branch	RSL Auxiliaries	Legacy Clubs	AWW Branch *	Local Govt VEP **
Kiama	562	120	43			2 ✓	1 ✓		1 ✓	
Shellharbour	1,314	65	50			2 ✓				
Shoalhaven	4,129	1,341	232			9 ✓	3 ✓		3 ✓	
Wingecarribee	1,423	29	36			4 ✓				
Wollongong	3,256	220	174			7 ✓	1 ✓	1 ✓		
Total	10,684	1,775	535	1	1	24	5	1	4	

● Current Veteran Hub - RSL/LifeCare
 ● Proposed Veteran Hub
 ● Other Veteran Hub

*AWW - Australian War Widow **VEP - Veteran Employment Program

Veteran Landscape by Local Government Area (LGA) - Gender

Report updated: 17-07-2023

Discrepancies may occur in percentages due to cohort sizes

Region

- Central West
- Far West
- Illawarra
- Mid North Coast
- Murray
- Newcastle and Hunter
- North Western
- Northern
- Other
- Richmond-Tweed
- Riverina
- South East
- Sydney Metropolitan
- Sydney Surrounds

LGA

- Kiama
- Shellharbour
- Shoalhaven
- Wingecarribee
- Wollongong

Hubs & ESOs

Gender

Age Groups

DVA Clients

DVA Top 10s

Population

10,684
Previous ADF **2.7%**
% Population

1,775
Serving ADF - Regular **0.5%**
% Population

535
Serving ADF - Reserves **0.1%**
% Population

392,883
Total Population

Females

1,294
Previous ADF **12.1%**
% Population Previous ADF

351
Serving ADF - Regular **19.8%**
% Population Serving ADF - Regular

94
Serving ADF - Reserves **17.6%**
% Population Serving ADF - Reserves

202,067
Female Total Population **51.4%**
% Total Population

Males

9,397
Previous ADF **88.0%**
% Population Previous ADF

1,421
Serving ADF - Regular **80.1%**
% Population Serving ADF - Regular

438
Serving ADF - Reserves **81.9%**
% Population Serving ADF - Reserves

190,819
Male Total Population **48.6%**
% Total Population

Veteran Landscape by Local Government Area (LGA) - Age distribution

Report updated: 17-07-2023

Discrepancies may occur in percentages due to cohort sizes

Region

- Central West
- Far West
- Illawarra
- Mid North Coast
- Murray
- Newcastle and Hunter
- North Western
- Northern
- Other
- Richmond-Tweed
- Riverina
- South East
- Sydney Metropolitan
- Sydney Surrounds

LGA

- Kiama
- Shellharbour
- Shoalhaven
- Wingecarribee
- Wollongong

Hubs & ESOs

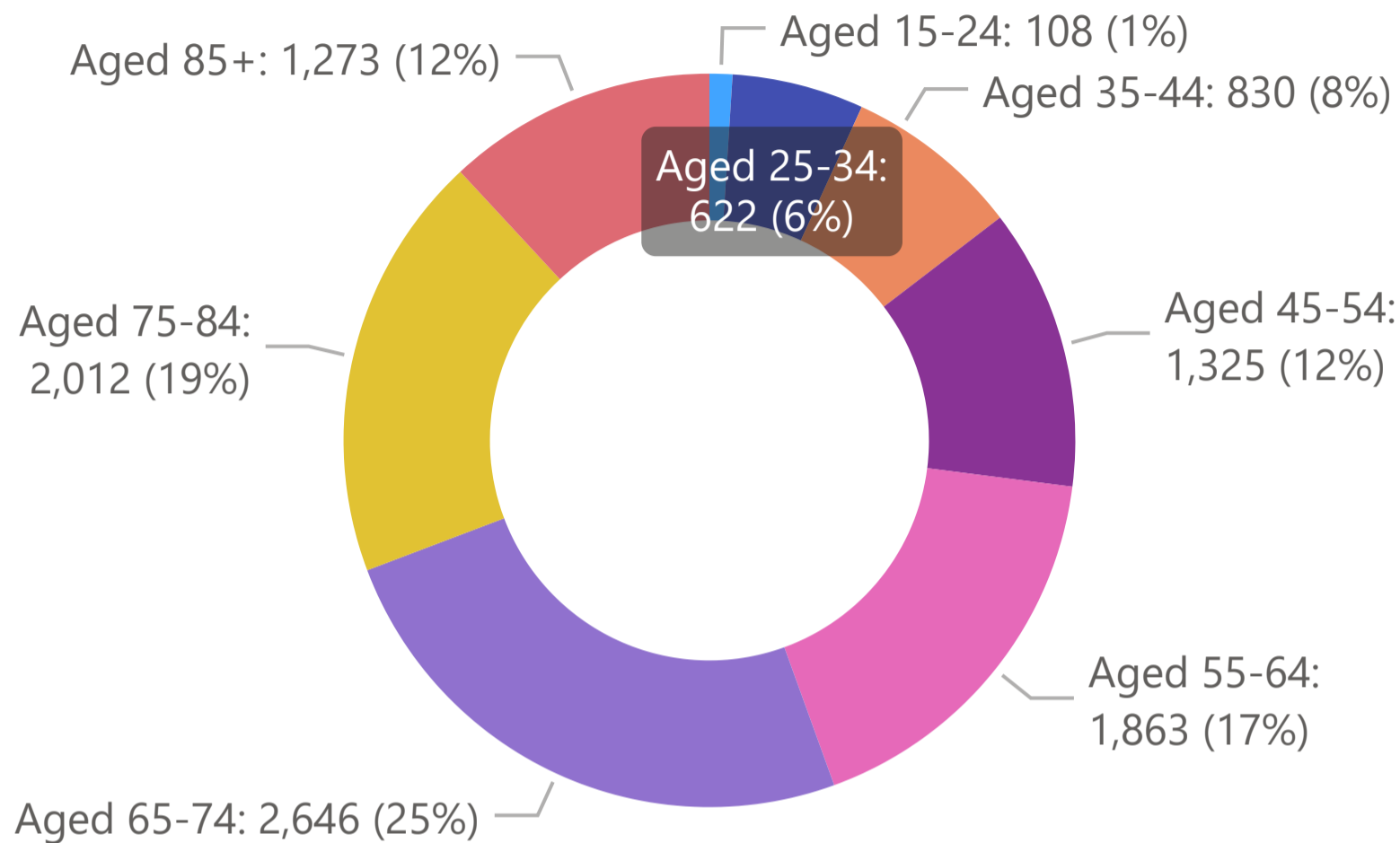
Gender

Age Groups

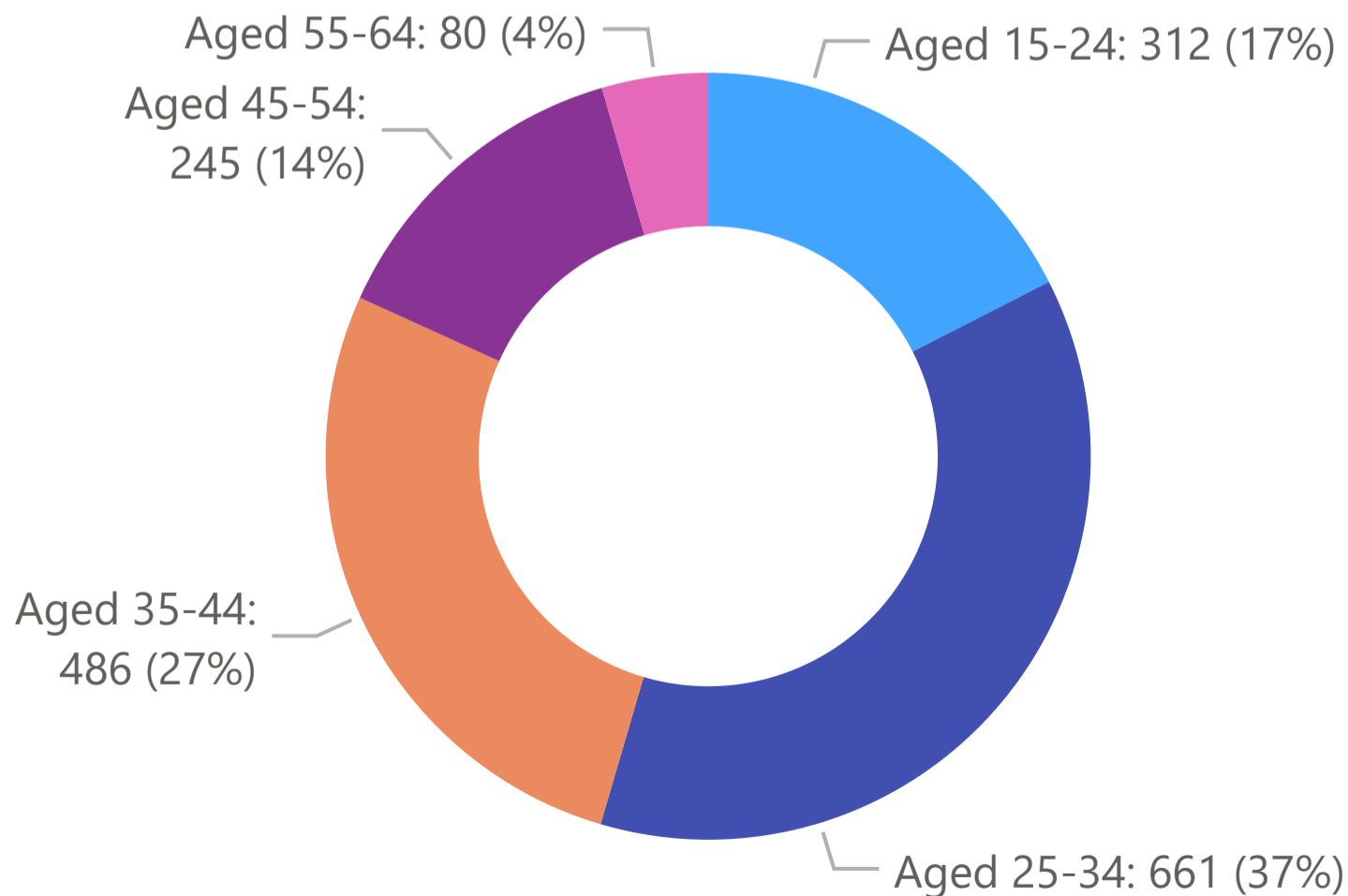
DVA Clients

DVA Top 10s

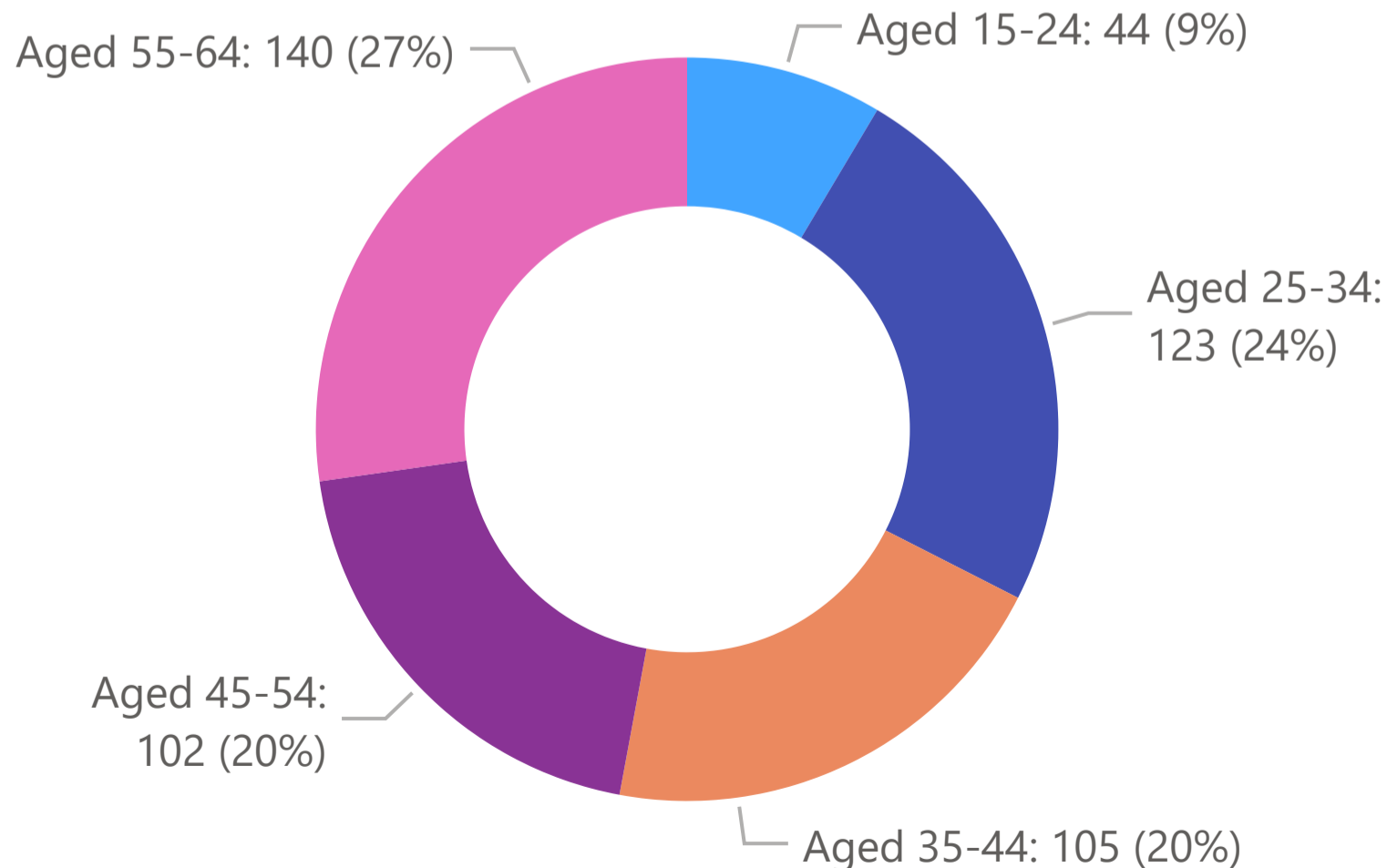
Previous ADF - 10,684



Serving ADF Regular - 1,775



Serving ADF Reserves - 535



Census and DVA Data by Local Government Area (LGA)

Report updated: 17-07-2023

Discrepancies may occur due to differences in collection dates of data

Hubs & ESOs

Gender

Age Groups

DVA Clients

DVA Top 10s



Region



- Central West
- Far West
- Illawarra
- Mid North Coast
- Murray
- Newcastle and Hunter
- North Western
- Northern
- Other
- Richmond-Tweed
- Riverina
- South East
- Sydney Metropolitan
- Sydney Surrounds

LGA

- Kiama
- Shellharbour
- Shoalhaven
- Wingecarribee
- Wollongong

LGA	Previous ADF	Serving ADF	DVA Clients	Gold Card Holders	White Card Holders	Service Pensioners	War Widows	Dependants
Kiama	562	163	424	132	243	68	59	101
Shellharbour	1,314	115	820	267	396	209	82	205
Shoalhaven	4,129	1,573	3,976	1,151	2,312	749	346	797
Wingecarribee	1,423	65	675	306	261	145	146	234
Wollongong	3,256	394	1,867	582	918	414	252	533
Total	10,684	2,310	7,762	2,438	4,130	1,585	885	1,870

 Census data
 Total DVA Clients

 DVA Clients who are either a Previous or Serving ADF member
 DVA Clients who are the spouse or dependant of a Previous or Serving ADF member



Veterans Affairs

Sources:

1. ABS Census Data 2021
2. DVA Data - Pensioners and Treatment Card Holders @ 30 December 2022

Census and DVA Data - Top 10 Local Government Areas (LGAs)

Report updated: 17-07-2023

Discrepancies may occur due to differences in collection dates of data

Region

- Central West
- Far West
- Illawarra
- Mid North Coast
- Murray
- Newcastle and Hunter
- North Western
- Northern
- Other
- Richmond-Tweed
- Riverina
- South East
- Sydney Metropolitan
- Sydney Surrounds

Hubs & ESOs

Gender

Age Groups

DVA Clients

DVA Top 10s

LGA

- Kiama
- Shellharbour
- Shoalhaven
- Wingecarribee
- Wollongong

LGA	Previous ADF
Shoalhaven	4,129
Wollongong	3,256
Wingecarribee	1,423
Shellharbour	1,314
Kiama	562
Total	10,684

LGA	Serving ADF
Shoalhaven	1,573
Wollongong	394
Kiama	163
Shellharbour	115
Wingecarribee	65
Total	2,310

LGA	DVA Clients
Shoalhaven	3,976
Wollongong	1,867
Shellharbour	820
Wingecarribee	675
Kiama	424
Total	7,762

LGA	War Widows
Shoalhaven	346
Wollongong	252
Wingecarribee	146
Shellharbour	82
Kiama	59
Total	885

LGA	Gold Card Holders
Shoalhaven	1,151
Wollongong	582
Wingecarribee	306
Shellharbour	267
Kiama	132
Total	2,438

LGA	White Card Holders
Shoalhaven	2,312
Wollongong	918
Shellharbour	396
Wingecarribee	261
Kiama	243
Total	4,130

LGA	Service Pensioners
Shoalhaven	749
Wollongong	414
Shellharbour	209
Wingecarribee	145
Kiama	68
Total	1,585

LGA	Dependants
Shoalhaven	797
Wollongong	533
Wingecarribee	234
Shellharbour	205
Kiama	101
Total	1,870



Veterans Affairs

Sources:

1. ABS Census Data 2021
2. DVA Data - Pensioners and Treatment Card Holders @ 30 December 2022

Census data
 Total DVA Clients

DVA Clients who are either a Previous or Serving ADF member
 DVA Clients who are the spouse or dependant of a Previous or Serving ADF member